


THE SECRET OF

# MONKEY ISLAND



LUCASFILM  
GAMES

# HINT BOOK

# The Secrets of The Secret of Monkey Island™



# Credits

Hint book by Jim Current and  
Bret "Egg" Mogilefsky

Edited by Andrea Siegel, Kirk Roulston,  
and Judith Lucero

Produced by Stacey Lamiero, Carolyn  
Knutson, and Mary Bihl

With assistance and moral support provided by  
Bret Barrett, Aaron Muszalski, and the  
rest of the testers.

Designed by Mark Shepard

Maps by Bill Eakin

Lead testing by Judith Lucero  
and Kirk Roulston

The Secret of Monkey Island™ was created  
and designed by Ron Gilbert

Written and programmed by Dave Grossman,  
Tim Schafer, and Ron Gilbert

Background art by Steve Purcell, Mark Ferrari,  
and Mike Ebert

Animation by Steve Purcell, Mike Ebert,  
and Martin Cameron

Original Music by Michael Land, Barney  
Jones and Andy Newell (of earwax  
productions), and Patrick Mundy

"SCUMM" Story System by Ron Gilbert,  
Aric Wilmunder, and Brad Taylor

Produced by Gregory D. Hammond

Lucasfilm Games V.P. and General Manager,  
Stephen D. Arnold

Managing Director, Doug Glen  
Director of Operations, David Fox  
Marketing Manager, Stacey Lamiero  
Public Relations, Betsy Irion

Administrative Support by Wendy Bertram,  
Meredith Cahill, Alexa Eurich,  
Paula Hendricksen, Debbie Ratto,  
Andrea Siegel, and Lisa Star

Additional copies of this hint book  
may be ordered from:

**Lucasfilm Games**

PO Box 10307

San Rafael, CA 94912

U.S.A.: 1-800-STAR-WARS (1-800-782-7927)

Canada: 1-800-828-7927

For more tips on this or any other game from  
Lucasfilm Games, call: 1-900-740-JEDI  
(1-900-740-5334) in the United States only.  
Each call costs 75¢ per minute.

The Secret of Monkey Island, Mêlée Island, character  
names, and all other elements of the game are trademarks  
of LucasArts Entertainment Company.™ and © 1990  
LucasArts Entertainment Company. All rights reserved.

Credits 4

Introduction 6

Hints Section 9

Mêlée Island™ Map 34

Mêlée Island™ Forest 36

Pirate Ship Plans 37

Monkey Island™ Map 38

Ghost Ship Plans 40

Insults/Comebacks List 41

Useful Objects List 43

The Memoirs of Guybrush Threepwood:  
A Monkey Island Walk-through 49

Things to Try 62



elcome to the secrets of the Secret of Monkey Island™!

This hint book is divided into sections: the hints section will be the most useful for you if you are stuck on one particular puzzle.

Turn to the portion of the hints section that corresponds to the puzzle you are stuck on, look for the question that you need answered, and use the red decoder strip to read the hints. The hints are organized in such a way that on each question, the first hint you read will give the minimal amount of information needed to solve the puzzle.

However, it could be all you need to set you on the right path to a solution. If the first hint doesn't help you enough, continue reading down the line of hints. They will get more specific until the last hint, which will tell you exactly what you need to do to solve your puzzle.

The maps section will help you navigate around the islands and could point out some areas that you have missed. The insults section will help you in the sword fighting trial by telling you the correct response to each insult. These responses allow you to defeat your opponent in a sword fight. This will be especially useful if you are stuck because you cannot defeat the Sword Master. The useful objects list tells you where all the useful objects in

the game are located and what they are used for. This list alone contains solutions to the majority of the puzzles in the game, so use it sparingly if you want to solve some of the puzzles on your own.

The next section of the book contains the story published by Guybrush Threepwood after he finished the adventure on Monkey Island.<sup>™</sup> It is a complete walk-through that will lead you through the entire game puzzle-by-puzzle. It is most useful if you find yourself running low on time to play **The Secret of Monkey Island**, but you still want to see most of the puzzles and graphics that the game has to offer. Keep in mind that the walk-through won't show you everything, rather, it shows one way of completing the game.

The final section of the book is a list of some of the "extras" the designers added to the game that aren't essential, but are interesting to see and fun to play through. This section will be most useful if you already have a disk full of games that were saved along the way through **The Secret of Monkey Island**.

Within this book you will find the collected knowledge of all the Lucasfilm testers who worked on **The Secret of Monkey Island**. Use it wisely, and have fun on Monkey Island.<sup>™</sup>



# Part One: The Three Trials

## Should I talk to the pirates in the Scumm Bar?

- ▶ They can give you some clues about the situation on Mêlée Island. **Secret Monkey Island**
- ▶ If you ask the right questions, the pirate next to the door will gossip about the Governor and
- ▶ The one at the middle table can tell you more about the fearsome pirate, LeChuck. **Island**
- ▶ The dog by the curtain will tell you the entire story. He provides detailed directions to land various points of interest, a complete list of the objects you'll need and where to find them, and an exhaustive analysis of all the puzzles and their solutions. You do speak canine! **land**
- ▶ Talk to the important-looking pirates in the back room, on the other side of the curtain! **land**

## What should I say to the important-looking pirates?

- ▶ First, tell them you want to be a pirate. They'll outline, **rets of The Secret Monkey Island** briefly, what you have to do in order to qualify. **the Secrets of The Secret Monkey Island**
- ▶ Now you can ask them to tell you more about each of the three trials. **cret Monkey Island** Pay close attention to what they say, there are lots of clues in each explanation. **key Island**
- ▶ Sometimes, if you get stuck on one of the trials, you **Secrets of The Secret Monkey Island** can go back and get more information from them. **Secrets of The Secret Monkey Island**

## Where does the door by the fireplace lead?

- ▶ It leads to the kitchen. **Secret Monkey Island** **The Secrets of The Secret Monkey Island**

## The cook won't let me through the door by the fireplace!

- ▶ Every so often, he comes out to glare at the pirates in the main bar. **Secret Monkey Island**
- ▶ If you try to enter the kitchen when he's still in **The Secrets of The Secret Monkey Island** the back room, he'll come back and stop you. **The Secrets of The Secret Monkey Island**
- ▶ But if you wait until he's gone past the curtain, into **crets of The Secret Monkey Island** the main bar, he won't be able to see you or stop you. **crets of The Secret Monkey Island**



### Shouldn't I be swilling some of this grog in the kitchen?

Did you ask the important-looking pirates what's in that stuff? The Secret Monkey Island  
 Are you sure you want to drink it? Monkey Island The Secrets of The Secret Monkey Island  
 Anyway, you haven't qualified as a pirate yet. One thing at a time. Secret Monkey Island  
 Do remember where it is, though! It might come in handy later. The Secret Monkey Island

### What do I need from the kitchen?

Everything you can carry with you. Monkey Island The Secrets of The Secret Monkey Island  
 Pick up the pot from under the table, and the meat from the top of the table. Monkey Island  
 Be sure to get the fish from the dock outside. The Secrets of The Secret Monkey Island

### I want that fish.

Then you better get rid of that gull. Monkey Island The Secrets of The Secret Monkey Island  
 Try walking around the dock. You might scare it off. secrets of The Secret Monkey Island  
 Walk to the lower right-hand corner of the dock to make the gull pop into Monkey Island  
 the air. Do it again. And then again. Pick up the fish before he lands. secret Monkey Island

### What should I say to the Citizen of Mêlée?

Tell him you once had a barber named Dominique. Secrets of The Secret Monkey Island  
 He'll offer to sell you a map. (Of course, you'll need money. of The Secret Monkey Island

### What's the point of talking to the Men of Low Moral Fiber?

They are quite knowledgeable about rats and circus secrets. crets of The Secret Monkey Island  
 You can get two pieces of eight from them if you are willing to take Secret Monkey Island  
 a copy of the minutes of the last Mêlée Island™ PFA meeting. The Secret Monkey Island

### What good is the chicken in the Voodoo Shop?

There is no immediate use for it, but, as Guybrush says, s of The Secret Monkey Island  
 "There surely must be a use for a rubber chicken with a pulley in the middle. Monkey Island  
 Use it to get across the cable to Meathook's tourist trap. rets of The Secret Monkey Island  
 You'll find another use for it after you leave Mêlée Island™ of The Secret Monkey Island

What should I say to the fortune-teller?

- Whatever you like. **Secret Monkey Island The Secrets of The Secret Monkey Island**
- You may want to ask her about your future. **The Secrets of The Secret Monkey Island**

Do I have to complete the trials in the same order the important-looking pirates listed them?

- No, you can approach in whatever order seems most convenient. **Secret Monkey Island**

Where can I find a treasure map?

- You need to buy one from the Citizen of Méléé, the sneaky-looking man on the corner. **Secret Monkey Island**
- Tell him you once had a barber named Dominique. **Secrets of The Secret Monkey Island**
- He'll offer to sell you a map. Of course, you'll need money. **of The Secret Monkey Island**

How can I get a sword?

- You need to buy one from the storekeeper. **nd The Secrets of The Secret Monkey Island**
- The sword is lying on top of the trunk near the counter at the store. **Secret Monkey Island**
- Pick up the sword. Ask the storekeeper about the sword. You'll need money. **onkey Island**

I'm broke. Where can I get some money?

- Outside town. **f The Secret Monkey Island The Secrets of The Secret Monkey Island**
- There's a circus troupe that's looking for some volunteers. **s of The Secret Monkey Island**
- Go to the big top in the clearing and talk to the Fettucini Brothers. **Secret Monkey Island**

The Fettucini Brothers say I need a helmet. Where is it?

- You don't really need a helmet. You just sorta need a kinda helmet. **ecret Monkey Island**
- Something else you probably already have will serve as a helmet. **Secret Monkey Island**
- Use the pot from the kitchen in the Scumm Bar. **he Secrets of The Secret Monkey Island**

### I'm rolling in dough. Now what?

- 1 Spend it all. **The Secret Monkey Island**
- 2 The storekeeper has most of what you need. **The Secrets of The Secret Monkey Island**
- 3 The Citizen of Mêlée can sell you a map for the treasure hunt. **The Secret Monkey Island**
- 4 Buy the sword and the shovel from the storekeeper. **Secrets of The Secret Monkey Island**

## FIRST TRIAL: MASTERING THE SWORD

### I've got a sword; how do I learn how to use it?

- 1 Somebody on the island can train you. **Island**
- 2 Captain Smirk can train you. **He lives in the house on the south side of the island.**

### When I try to go to the lights or the house, I'm stopped by a troll. How do I get past?

- 1 The troll wants you to give him something, and he'll describe what it is that he wants.
- 2 Think like a mystery writer. **Monkey Island**
- 3 Red herring: a plot device that attracts attention but has no real importance. **Monkey Island**
- 4 Give him the fish (from the dock behind the Scumm Bar's kitchen). **Secret Monkey Island**

### Captain Smirk keeps turning me away. How do I get him to train me?

- 1 Use machismo. Be assertive. **Monkey Island**
- 2 He wants money for his services. **Monkey Island**
- 3 Let him see your sword. **Monkey Island**
- 4 Tell him you want to be like the Sword Master; then tell him you do so have what it takes. **Monkey Island**

### How can I practice sword fighting?

- 1 You should practice fighting with the pirates that wander the island paths. **Monkey Island**
- 2 You can stop the pirates by standing in their paths. The first junction from lookout point is a good spot (see Mêlée Island Map on page 34). **Monkey Island**
- 3 The pirates won't stop unless you are standing still and they bump into you. **Monkey Island**

### The wandering pirates keep beating me!

Every time a pirate uses an insult or comeback you haven't heard before, it will be added to your repertoire.

Try deliberately losing a few fights to hear some good insults; then get in another fight and use those insults to learn the correct comebacks.

You can look at the insult chart on page 41 to make sure you have the correct comeback for each insult.

### Where's the Sword Master?

In the forest.

You probably won't be able to get through the forest by yourself. You need a guide.

The storekeeper knows where she lives.

Tell the storekeeper you want to see the Sword Master, then follow him when he leaves to talk to her.

### The Sword Master says I'm not worth dueling!

You aren't. Yet.

Have you been trained yet? And did you practice fighting on the regular pirates?

You can get trained at Captain Smirk's house, on the south side of the island.

Fight with the regular pirates that wander around the island until one of them tells you you're good enough to fight the Sword Master.

### The Sword Master keeps beating me!

You might need more practice.

The comebacks you have might work with her insults, even if you haven't heard those insults before. Be creative.

You can look at the Sword Master insult chart on page 42 to make sure you have the correct comebacks for the Sword Master's insults.

## SECOND TRIAL: THIEVERY

### Where's the idol?

The Governor keeps it at her mansion.

Her mansion is on the far side of town, past the dock, through the arch, up the street, around the corner, down the street, past the cliff, past the deadly piranha poodles, and to the right.

### How do I get past the deadly piranha poodles?

They probably like eating meat.

You could add some "seasoning" to the meat found in the Scumm Bar's kitchen.

Pick up a petal from the yellow flowers in the forest, apply it to the meat, and give the meat to the poodles. Don't worry, they won't die.

### I need another piece of meat. Where can I get it?

Every so often, the cook takes out another piece of meat.

Just check back in the Scumm Bar kitchen.

### What do I do once I'm inside the mansion?

Go through the door on Guybrush's left.

Sit back and enjoy the show.

### I need a file. Where do I get a file?

Did you try asking around town?

Talk to the Otis, in the prison.

Get the cake from him. It'll come in handy.

Open the cake.

### I can't talk to the prisoner!

You could, but it's unpleasant.

The prisoner needs his breath freshened.

A breath mint would do the trick. **Monkey Island The Secrets of The Secret Monkey Island**

After you talk to the prisoner, go talk to the storekeeper. **The Secrets of The Secret Monkey Island**  
 He has breath mints behind the counter. **Monkey Island The Secrets of The Secret Monkey Island**

**I guess now I need some rat repellent...**

Try a substitution. **The Secret Monkey Island The Secrets of The Secret Monkey Island**

What works against one type of small rodent **The Secrets of The Secret Monkey Island**  
 might work against other types of small rodents. **The Secrets of The Secret Monkey Island**

Give the gopher repellent (from your first visit to the mansion) to Otis. **ret Monkey Island**

**Otis gave me this stale cake. What good is that?**

There must be a reason why it's so heavy. **and The Secrets of The Secret Monkey Island**

It has a file in it. **The Secret Monkey Island The Secrets of The Secret Monkey Island**

Open the cake. **The Secret Monkey Island The Secrets of The Secret Monkey Island**

**I'm back in the mansion, but the doors are locked. How do I return to the back rooms?**

Don't use a door. **The Secret Monkey Island The Secrets of The Secret Monkey Island**

Climb through the hole in the wall. **ky Island The Secrets of The Secret Monkey Island**

**Fester tossed me in the drink. Now what?**

Guybrush can hold his breath for ten minutes. **Th better hurry! The Secret Monkey Island**

You need to be able to move around. **Island The Secrets of The Secret Monkey Island**

The sharp objects around you are out of your reach. **STry another approach. Monkey Island**

You already have everything you need to escape. **Secrets of The Secret Monkey Island**

Well, you still need the idol. **Monkey Island The Secrets of The Secret Monkey Island**

Pick up the idol. **The Secret Monkey Island The Secrets of The Secret Monkey Island**

**Who is standing up on the dock?**

Common criminals and felonious types. **Don't worry about them. Secret Monkey Island**

## THIRD TRIAL: TREASURE HUNTERY

Where do I find the treasure?

You need a map to the treasure. Monkey Island The Secrets of The Secret Monkey Island

The Citizens of Mêlée on the street corner can sell you a treasure map. ret Monkey Island

Where do I find a shovel?

Try the store on High Street. Monkey Island The Secrets of The Secret Monkey Island

Where can I get some money?

Outside town. The Secret Monkey Island The Secrets of The Secret Monkey Island

There's a circus troupe that's looking for some volunteers. s of The Secret Monkey Island

Go to the big top in the clearing and talk to the Fettucini Brothers. Secret Monkey Island

That map I bought turned out to be dancing lessons! How do I get my money back?

You don't. This is the map that you need. and The Secrets of The Secret Monkey Island

The dance steps are disguised directions to the treasure. rets of The Secret Monkey Island

Go to the forest and follow the instructions on the map. Ignore the Secret Monkey Island

Two-three-four!s (unless, of course, you feel like singing along). he Secret Monkey Island

"Right" and "Left" refer to the right and left sides of the screen. The Secret Monkey Island

"Back" means the central path toward the top of the screen. of The Secret Monkey Island

I followed the map directions; this part of the forest doesn't look different!

Try exploring a bit more. This part of the forest is bigger. ts of The Secret Monkey Island  
 than the parts you've seen so far. It leads to the right. Secrets of The Secret Monkey Island

If you don't find the 'X,' find your way out of the forest and try again. ret Monkey Island

When you first enter the forest, walk to the back path. You'll find yourself in Monkey Island  
 another part of the forest. ret walk to the path on the left-hand side of the screen. Monkey Island  
 to yet another part of the forest. an from there, walk to the path on the right. Monkey Island  
 hand side of the screen. The rest of the directions are left, right, back, right. Left. Monkey Island  
 back then walk to the right to see the important part of the room. The Secret Monkey Island

What do I do now that I've found the "X"?

Dig it up. **Secrets of The Secret Monkey Island**

Use shovel with X. **Secret Monkey Island**

You can buy a shovel at the store in town. **Secrets of The Secret Monkey Island**

## FOURTH (somewhat unexpected) TRIAL

What do I do after I've completed the three trials?

Go back to the Scumm Bar and celebrate with the pirates. **Secrets of The Secret Monkey Island**

What's all this about the Governor?

She's been kidnapped. **Secret Monkey Island**

Wouldn't you like to rescue her? **Monkey Island**

You need a ship and a crew so you can go to Monkey Island. **The Secret Monkey Island**

Where do I get a ship?

You could ask the fortune-teller. **Monkey Island**

Try Stan's Used Ship Emporium. **Monkey Island**

Go to the lights outside of town. **Monkey Island**

How can I buy a ship when I don't have enough cash?

There are alternate ways to finance large purchases. **Secrets of The Secret Monkey Island**

Stan accepts credit. **Secret Monkey Island**

The storekeeper extends credit. **Monkey Island**

Ask Stan for credit, then go to the storekeeper's. **Secrets of The Secret Monkey Island**

I'm at the storekeeper's, but I don't get a chance to ask for credit.

You have to talk to Stan and get him to tell you about credit first. **Secret Monkey Island**



### How do I get credit from the storekeeper?

- ▶ You're a pirate, now. Lie and steal key Island The Secrets of The Secret Monkey Island
- ▶ Tell the storekeeper you have a job, even if you don't. crets of The Secret Monkey Island
- ▶ Pay close attention when the storekeeper opens the safe. s of The Secret Monkey Island (count the clicks and watch the direction of the handle). rets of The Secret Monkey Island

### The storekeeper doesn't believe I have a job. Help!

- ▶ Remember, you're a pirate! Monkey Island The Secrets of The Secret Monkey Island
- ▶ Get rid of the storekeeper and open the safe. d The Secrets of The Secret Monkey Island
- ▶ Use the combination the storekeeper used to open the safe. of The Secret Monkey Island

### How do I get rid of the storekeeper?

- ▶ Distract him with one of his outside interests. l The Secrets of The Secret Monkey Island
- ▶ Ask him to go to the Sword Master's again. d The Secrets of The Secret Monkey Island

### How do I open the safe?

- ▶ Monkey see, monkey do. ret Monkey Island The Secrets of The Secret Monkey Island
- ▶ Use the same combination the storekeeper used. Push (clockwise) and pull (counterclockwise) the handle the same number of times in each direction as the storekeeper did. You can use the right mouse button function to speed this up: for the first round, you will need to Pull the handle. Next, select Push and click on the handle using the left mouse button. At this point, Push becomes the auto-highlighted verb until you're finished with that round and use the same procedure to change the verb back to Pull. If you mess up, reset the lock by turning the handle until it makes a noise and points straight up. —or by leaving the shop and re-entering it and try again. key Island The Secrets of The Secret Monkey Island

### I've got a letter of credit, but it isn't enough for the boat I want.

- ▶ It isn't enough for the list price on any boat here. e Secrets of The Secret Monkey Island
- ▶ You can talk Stan down on the cheapest boat—the one at the end of the dock. Monkey Island
- ▶ Keep bargaining with Stan until he accepts your offer. Have you ever bought a used car before? The Secrets of The Secret Monkey Island
- ▶ Don't give Stan a high offer until you've softened him up. Ask about the extras and tell him you don't want them. Threaten to leave (but don't actually do it). Raise your offer slowly. Have patience, he'll come around. Monkey Island

## Assembling a Crew

### Where do I get a crew?

You've already met at least two of the members of your crew. **The Secret Monkey Island**

You only need three people to crew the boat. **The Secrets of The Secret Monkey Island**

You need the prisoner, the Sword Master, and Meathook. **of The Secret Monkey Island**

Meathook lives on the north side of the island across the channel. **Secret Monkey Island**

### How do I get the Sword Master to join me on my quest?

Just tell her the Governor's been kidnapped. **The Secrets of The Secret Monkey Island**

### How do I get the prisoner to join me on my quest?

He can't help you very much from jail. **Island The Secrets of The Secret Monkey Island**

Help him escape. **he Secret Monkey Island The Secrets of The Secret Monkey Island**

### How do I get the prisoner out of jail?

There is something you can use to melt the lock. **the Secrets of The Secret Monkey Island**

You need something acidic. **Monkey Island The Secrets of The Secret Monkey Island**

Pour grog on the lock of his door. **Monkey Island The Secrets of The Secret Monkey Island**

### Where do I get grog?

Get a mug from the Scumm Bar, take it into the kitchen, and use the mug with the barrel. **d**

### How do I get the grog all the way to the prison? The mug melts!

There must be a use for all those extra mugs. **d The Secrets of The Secret Monkey Island**

When a mug is about to melt away (when your inventory says, "Mug near death"), **Island**  
transfer the grog to a new mug by "using" the mug near death with the new mug. **y Island**

You should be able to make it there with two or three mugs to spare. **Secret Monkey Island**

I used up all the mugs before I got to the prison. Now what?

Go back to the Scummy Bar and look around.

In the midst of his grief, the cook still takes care of business, so you'll find more mugs on the tables.

Otis just walked out! I thought he was going to join my crew.

He is going to join your crew. He's just happy to be free right now.

Who is Meathook?

Meathook is a guy with a cool tattoo who lives on the north side of the island by the shore.

He will join your crew if you convince him to.

I'm at the shore, but I can't get across the water to Meathook's house.

Use the cable and pulley.

Use the rubber chicken with the pulley in the middle with the cable.

How do I convince Meathook to join my crew?

Meathook wants to know that you are a capable leader. Show him you are.

You need to impress him.

Volunteer to face the beast that Meathook keeps.

Open the door and taunt the parrot.

I made a deal for the boat and I've lined up all three members of my crew.

How do I set sail?

Go to the dock. Stan and your crew members will meet you there.

# Part Two: The Pirate Ship

## This is mutiny! How do I make the crew shape up?

They seem fairly firm in their resolve. Did you try threatening them?  
I see your point, thanks.  
Your crew will no longer be of any help to you.

## What do I do now?

Try exploring the ship.  
Collect everything you can find.  
Find the captain's log. It has important clues.  
The captain's log is in the drawer in the desk. Open the drawer, then look at it.

## How do I open the cabinet in the Captain's cabin?

The key is hidden in a box of cereal in the cupboard in the ship's galley.  
The prize is the key. Look at the prize to reveal its inner nature.

## I have a recipe, but I can't find all the ingredients. What do I need?

Think substitutions.

**Ingredients of The Secret Monkey Island Substitute:** The Secrets of The Secret Monkey Island  
 The Cinnamon sticks Secret Monkey Island The Secrets of The Secret Monkey Island  
 The Leaves of Mint the Secret Monkey Island breath mints the Secrets of The Secret Monkey Island  
 The Human Skull (pressed) the Secret Monkey Island Jolly Roger The Secrets of The Secret Monkey Island  
 The Squirt Squid like Secret Monkey Island link Island The Secrets of The Secret Monkey Island  
 The Pts Monkey Blood Secret Monkey Island fine wine The Secrets of The Secret Monkey Island  
 The Live Chicken The Secret Monkey Island chicken and The Secrets of The Secret Monkey Island  
 The 3 oz. Brimstone The Secret Monkey Island gunpowder The Secrets of The Secret Monkey Island  
 The 1/2 more of the following: Monkey Island cereal and The Secrets of The Secret Monkey Island  
 The pyridoxine hydrochloride, Monkey Island The Secrets of The Secret Monkey Island  
 The zinc oxide, yellow 8, Secret Monkey Island The Secrets of The Secret Monkey Island  
 The iron monoflate and BHA Monkey Island The Secrets of The Secret Monkey Island

**How do I make the recipe now that I have everything?**

Most people cook in the galley. Monkey Island The Secrets of The Secret Monkey Island

Use all the ingredients in the cooking pot over the fire in the galley. Secret Monkey Island

**What do I do if I make a mistake in the recipe? Did I ruin everything?**

Not to worry, anything extra will just add more body and flavor. Secret Monkey Island

**How do I get to Monkey Island™?**

Remember the Fettucini brothers. Monkey Island The Secrets of The Secret Monkey Island

Shoot yourself out of the cannon. Monkey Island The Secrets of The Secret Monkey Island

**Is there anything I can do with the cannon?**

You need a fuse, a helmet, something to light the fuse, and some gunpowder. Monkey Island

Use the small pot from the galley as a helmet. The Secrets of The Secret Monkey Island

Use the rope from the cargo hold as a fuse. and The Secrets of The Secret Monkey Island

Get gunpowder by opening the kegs on the left-hand side of the cargo hold. Monkey Island

Use something flammable, such as the feather pen or the treasure Secret Monkey Island

map, in the fire under the cooking pot. Use it to light the fuse. The Secret Monkey Island

Use the rope on the cannon. Use the gunpowder in the cannon. Secret Monkey Island

nozzle. Use the flaming mass on the fuse. Use the pot. The Secrets of The Secret Monkey Island

If you find it's too hard to do it that way, use the rope on the cannon, use the Monkey Island

gunpowder on the cannon nozzle, stand near the cannon, and use the pot. Monkey Island

If you have a flaming mass, the rest will happen automatically. The Secret Monkey Island

# Part Three: Monkey Island™

## I'm on the island. Now what?

Find LeChuck's hideout and rescue the Governor. **Secrets of The Secret Monkey Island**

Try some exploring. Walk into the jungle. **and The Secrets of The Secret Monkey Island**

## How can I use the rowboat?

You can't until you've explored the island a bit. **The Secrets of The Secret Monkey Island**

The rowboat has no oars. **at Monkey Island The Secrets of The Secret Monkey Island**

But there are probably oars somewhere on the island. **ets of The Secret Monkey Island**

You need the oars from the bottom of the crack. **he Secrets of The Secret Monkey Island**

## What's with all the memos? Are they important?

Read them all. Watch for clues. **Monkey Island The Secrets of The Secret Monkey Island**

## What can I do at the crack?

You need those oars at the bottom of the crack. **he Secrets of The Secret Monkey Island**

You'll need some rope to climb down there. **The Secrets of The Secret Monkey Island**

There's a piece of rope at the fort on the volcano. **The Secrets of The Secret Monkey Island**

There's another piece at the pond. **key Island The Secrets of The Secret Monkey Island**

Use one rope with the tree branch (that'll get you halfway down); **Secret Monkey Island**  
then use the second rope with the sturdy stump. **The Secrets of The Secret Monkey Island**

### I'm at the pond. What can I do about the man hanging there?

He's got something you need: a piece of rope, coiled in his hand. Secret Monkey Island

You can't get up to him. You could, however, try to get him down. Secret Monkey Island

Look at how the rope is attached to the log. The Secrets of The Secret Monkey Island

You have to flood the pond, raising the log and lowering it of The Secret Monkey Island  
Dead Cousin Ted to the ground. Then you can get the rope. The Secret Monkey Island

You can flood the pond by getting rid of the dam at the fork in the river. Monkey Island

### How do I get rid of the dam?

You can blow it up. Secret Monkey Island The Secrets of The Secret Monkey Island

You need the gunpowder and the spyglass from the forts of The Secret Monkey Island

Use the gunpowder in the dam, then ignite it. The Secrets of The Secret Monkey Island

There's an obvious way, and a clever way. The Secrets of The Secret Monkey Island

Look at the no-fewer-than rock. Monkey Island The Secrets of The Secret Monkey Island

You could use the flint with something made of metal  
(such as the magnetic compass), to strike a spark. The Secrets of The Secret Monkey Island

Or you could use the spyglass. Monkey Island The Secrets of The Secret Monkey Island

Open the spyglass. Stand by the gunpowder. The Secrets of The Secret Monkey Island

Use the lens with the sun. Hang on to your hat. The Secrets of The Secret Monkey Island

### Why is Toothrot so annoying? What am I supposed to do with him?

He's lonely, and hasn't had anybody to talk to for years. The Secrets of The Secret Monkey Island

Have you tried making friends with him? He's shy, and it may take a few tries. The Secrets of The Secret Monkey Island

Toothrot has information about where LeChuck is. The Secrets of The Secret Monkey Island

It and a key you'll need. The Secrets of The Secret Monkey Island

It, but you'll need to convince him to help you. The Secrets of The Secret Monkey Island

Toothrot wants his banana picker back from the natives. Go get it and give it to him. Island

### I'm at the fort. What can I do here?

You can pick stuff up. **Secret Monkey Island The Secrets of The Secret Monkey Island**

There are three items that you need here. **land The Secrets of The Secret Monkey Island**

The rope, the spyglass, and. **Monkey Island The Secrets of The Secret Monkey Island**

The gunpowder. **the Secret Monkey Island The Secrets of The Secret Monkey Island**

Push the cannon to spill its gunpowder. **land The Secrets of The Secret Monkey Island**

### What can the monkey do for me?

She can help you get into LeChuck's hideout. **The Secrets of The Secret Monkey Island**

However, she won't do anything for you. **and The Secrets of The Secret Monkey Island**

Unless you win her trust. **Monkey Island The Secrets of The Secret Monkey Island**

Monkeys like bananas. **secret Monkey Island The Secrets of The Secret Monkey Island**

You can find one banana on the beach where you arrived. **of The Secret Monkey Island**

There's a way to shake two more bananas out of that tree on the beach. **et Monkey Island**

And there are two more in the native village on the north side of the island. **Monkey Island**

Give the monkey all five bananas, and she'll start following you around. **Monkey Island**

### Why does the monkey stop following me after awhile?

You haven't gained her trust yet. **Monkey Island The Secrets of The Secret Monkey Island**

If you give her only one or two bananas, she's going to lose interest in you. **Monkey Island**

In order to convince her to follow you, you need to give her five bananas. **Monkey Island**

You can find one banana on the beach where you arrived. **of The Secret Monkey Island**

There's a way to shake two more bananas out of that tree on the beach. **et Monkey Island**

And there are two more in the native village on the north side of the island. **Monkey Island**



### Where should I lead the monkey?

- 1 Have you been to the big monkey head? It's in the clearing on the Secret Monkey Island round peninsula on the east side of the island. Lead her there! The Secret Monkey Island
- 2 If you still don't know what to do with the monkey, see the of The Secret Monkey Island question about getting through the fence to the head secrets of The Secret Monkey Island

### I'm at the river fork. What now?

- 1 Have you looked for other paths out? Island The Secrets of The Secret Monkey Island
- 2 There are footholds on the far side of the river. Climb them of The Secret Monkey Island

### What can I do with the primitive art?

- 1 Admire it! ts of The Secret Monkey Island The Secrets of The Secret Monkey Island
- 2 Try moving it by pushing and pulling. Island The Secrets of The Secret Monkey Island
- 3 Fun, isn't it? ts of The Secret Monkey Island The Secrets of The Secret Monkey Island
- 4 If you still don't know what all this is about, see the next question: Secret Monkey Island

### I'm at the panoramic view above the river fork. What can I do here?

- 1 You can see for miles! Secret Monkey Island The Secrets of The Secret Monkey Island
- 2 Have you checked out the primitive art? It's right below you! The Secret Monkey Island
- 3 And there's a lone rock right by the edge! and The Secrets of The Secret Monkey Island
- 4 Push the rock over the edge. Monkey Island The Secrets of The Secret Monkey Island
- 5 Neat, huh? ts of The Secret Monkey Island The Secrets of The Secret Monkey Island
- 6 Now go down and try to aim at something. d The Secrets of The Secret Monkey Island
- 7 There's your ship! The Secret Monkey Island The Secrets of The Secret Monkey Island
- 8 And the banana tree on the beach where you landed! rets of The Secret Monkey Island
- 9 From its original position, pull the end of the primitive art twice. Drop a rock! monkey Island from above and you should hit the banana tree. If you don't, try aiming again! monkey Island (you can use the spyglass to help you), then push another rock. The Secret Monkey Island

How can I get more than two bananas out of the tree?

The rest of the bananas aren't ripe enough to be shaken loose. **The Secret Monkey Island**

You'll have to find more bananas somewhere else. **Secrets of The Secret Monkey Island**

Try the village at the other end of the island. **The Secrets of The Secret Monkey Island**

The rock's in the ocean now! Where can I get another one?

There's still a big pile of rocks up here. **Island The Secrets of The Secret Monkey Island**

Pick one up. **of The Secret Monkey Island The Secrets of The Secret Monkey Island**

OH NO! I sank my ship! Now what?

Get your crew finally got up out of those deck chairs. **Secrets of The Secret Monkey Island**

You really don't need the ship (or the crew) anymore. **crets of The Secret Monkey Island**

How do I get past the mountains? I want to explore the other side of the island.

Your climbing skills aren't good enough. **and The Secrets of The Secret Monkey Island**

And since your climbing skill is not something you can change **Secret Monkey Island**  
in this game, the mountains are impassable. Forget about crossing them. **et Monkey Island**

There's another way to get to the other side of the island. **s of The Secret Monkey Island**

If you had a pair of oars, you could use the rowboat. **Secrets of The Secret Monkey Island**

Where is the big monkey head?

It's in a clearing on a round peninsula on the east side of the island. **Secret Monkey Island**

I'm at the fence guarding the big monkey head. How do I get through it?

Check out the lotem poles! Anything noteworthy about them? The Secret Monkey Island

Pull the nose of the left-hand lotem pole, and a gate in the fence will open. Monkey Island

That's it! Close it again when you walk away from the secrets of The Secret Monkey Island

Those. You need someone else to hold the lever for you. etcs of The Secret Monkey Island

A monkey might swing from that nose. land The Secrets of The Secret Monkey Island

That's first you have to get one to follow you here. Secrets of The Secret Monkey Island

See the questions about the monkey if you don't know how. of The Secret Monkey Island

With the monkey at your side, pull the nose, then walk away. The Secret Monkey Island

The monkey will copy you and pull the nose while you walk in. The Secret Monkey Island

How do I get into the big monkey head itself?

You need the key. The natives had it, but they loaned it to. of The Secret Monkey Island

That's Hermat Toothrot has it. Monkey Island The Secrets of The Secret Monkey Island

That's Hermat won't give it back until the native returns his banana picker. Monkey Island

You'll have to get the banana picker from the natives and return it to Hermat. Monkey Island

Hermat will give you the key to give back to The Secrets of The Secret Monkey Island

The natives, which were confident you'll do. The Secrets of The Secret Monkey Island

That's after you use it yourself. Monkey Island The Secrets of The Secret Monkey Island

I'm in the natives' village. How do I get into the locked hut?

Not to worry. You'll be in there before you know. The secrets of The Secret Monkey Island

Take the bananas from the bowl of fruit. Now, leave the village. The Secret Monkey Island

The natives caught me! What should I do?

At this point, you probably don't have what they want. etcs of The Secret Monkey Island

Go ahead and let the natives throw you into the prison hut. of The Secret Monkey Island

I'm stuck in the prison hut! How do I get out?

See that skull in the middle of the floor. **Island The Secrets of The Secret Monkey Island**

Pick it up. **crets of The Secret Monkey Island The Secrets of The Secret Monkey Island**

See the loose floorboard that was underneath the skull. **crets of The Secret Monkey Island**

Push it out of the way. You can escape through the hole in the floor. **Secret Monkey Island**

I found Toothrot's banana picker, but I can't get out of the hut with it.

The banana picker won't fit through the hole in the floor. **ts of The Secret Monkey Island**  
You have to take it out through the doorway. **The Secrets of The Secret Monkey Island**

But you can't get out through the door until you settle something with the natives. **Island**

See the question about what the natives want. **The Secrets of The Secret Monkey Island**  
Give it to them, then you can use the front door. **The Secrets of The Secret Monkey Island**

Just what is it that the natives want, anyway?

They want something to offer to the monkey god. **Secrets of The Secret Monkey Island**

Have you been to the big monkey head yet? **The Secrets of The Secret Monkey Island**  
(It's not the big head in the village.) **Island The Secrets of The Secret Monkey Island**

People have already left offerings to the monkey **he Secrets of The Secret Monkey Island**  
god in the past! Look at the offerings closely. **The Secrets of The Secret Monkey Island**

Pick up the wimpy little idol. Give it to the natives. **Secrets of The Secret Monkey Island**  
So they can offer it to the monkey god again. **The Secrets of The Secret Monkey Island**

OK, I have the monkey head key and I'm standing close to the head.

How do I use the key?

Look closely at the key. What does it look like? **The Secrets of The Secret Monkey Island**

And what's on the side of the big monkey's head? **Secrets of The Secret Monkey Island**

That's right, a gigantic monkey ear. **ey Island The Secrets of The Secret Monkey Island**

Use the monkey head key in the gigantic monkey ear. **crets of The Secret Monkey Island**

I'm inside the catacombs under the head. Where do I go?

Find EeChuck! **The Secret Monkey Island The Secrets of The Secret Monkey Island**

**I'm in the catacombs. It's spooky. And I'm lost.**

The natives have a way of getting through the maze. If you of **The Secret Monkey Island** haven't yet asked them about it, don't read any further **crets of The Secret Monkey Island**

Use the head of the navigator. **Monkey Island The Secrets of The Secret Monkey Island**

Any time you stop for a moment, the head will spin around and face **cret Monkey Island** the direction that you need to go to navigate through the catacombs. **Secret Monkey Island**

You could also look at the head of navigator. Guybrush **ets of The Secret Monkey Island** will tell you which way he thinks he should go. **ne Secrets of The Secret Monkey Island**

**Where can I get the head of the navigator?**

The natives have it. You have to be friends with them first. **of The Secret Monkey Island**

The natives won't give it to you because they don't have a spare. **e Secret Monkey Island**

If they could get another head, they might be willing to part with the one they have now. **d**

Something Stan gave you at the dock back on Mêle Island™ should help. **Monkey Island**

Give the natives the leaflet titled, "How to Get Ahead in Navigating." **ret Monkey Island**

**The Navigator is getting me lost! I keep going back and forth.**

Trust in the head. It knows what it's doing. **d The Secrets of The Secret Monkey Island**

The catacombs are planned so as not to make sense. Just follow the head, and **nkey Island** you'll find your way to the end. It'll take a little while. Admire the scenery. **Monkey Island**

**I found the ghost ship, but I keep getting chased off. How do I sneak past the ghosts?**

The natives gave you a clue. **Monkey Island The Secrets of The Secret Monkey Island**

There's something about that head. **y Island The Secrets of The Secret Monkey Island**

You need to wear the necklace from the head of the navigator. **The Secret Monkey Island**

You'll have to talk to the head of the navigator to convince it to give you the necklace. **and**

Asking the head for the necklace politely five times **Secrets of The Secret Monkey Island** in a row will get him to give you the necklace. **The Secrets of The Secret Monkey Island**

Or, if you're feeling more assertive, you could ask Secrets of The Secret Monkey Island once, then threaten the head until he gives in. The Secrets of The Secret Monkey Island

After you get permission, use the hecklabe, then walk to the ship. Secret Monkey Island

**How do I open the door on the right side of the ship's deck without getting caught by the ghosts?**

If it squeaks: ts of The Secret Monkey Island The Secrets of The Secret Monkey Island

Get rid of the squeak. Secret Monkey Island The Secrets of The Secret Monkey Island

You need to oil it so it doesn't make noise. nd The Secrets of The Secret Monkey Island

You'll find some grease elsewhere on the ship. The Secrets of The Secret Monkey Island

It's under the locked hatch in the room below deck. Secrets of The Secret Monkey Island

**What about the room with the pigs and chickens?**

You do need something in this room. Is something very small. The Secret Monkey Island

Try picking up one of the chickens. ey Island The Secrets of The Secret Monkey Island

Now you have a ghost feather. onkey Island The Secrets of The Secret Monkey Island

**Is there anything to do with the sleeping ghost crew?**

That bottle of grog might come in handy. and The Secrets of The Secret Monkey Island

If you could disturb his sleep, he might drop the bottle. rets of The Secret Monkey Island

Try tickling him. The Secret Monkey Island The Secrets of The Secret Monkey Island

What can be used to tickle a ghost? ey Island The Secrets of The Secret Monkey Island

You can get a ghost feather from the ghost chickens. secrets of The Secret Monkey Island

Use the ghost feather on his feet, and he'll drop his bottle. (You'll have to tickle him twice.)

**Is there a way to open the glowing chest?**

Yes. Secrets of The Secret Monkey Island The Secrets of The Secret Monkey Island

You'll need tools. The Secret Monkey Island The Secrets of The Secret Monkey Island

The fools are in the room on the right-hand side of the ship deck, behind the squeaky door.

### How do I open the locked hatch?

There's a key in LeChuck's quarters. **Island The Secrets of The Secret Monkey Island**

There's a way to get the key without attracting LeChuck's attention. **Secret Monkey Island**

But you'll have to attract the key's attention. **Island The Secrets of The Secret Monkey Island**

The key's made of iron. **Secret Monkey Island The Secrets of The Secret Monkey Island**

Use the magnetic compass on the key. **Island The Secrets of The Secret Monkey Island**

### How do I get past the rat?

All his friends are drunk. **Secret Monkey Island The Secrets of The Secret Monkey Island**

Get the jug of grog from the sleeping crew member and pour some into the dish. **Island**

### What do I do with the ghost tools?

You can use them to pry out nails, break chains, remove bolts, **The Secret Monkey Island**  
cut ropes, dissolve glue, and melt strong metal welds. **The Secrets of The Secret Monkey Island**

Use the ghost tools on the glowing crate in the cargo holds. **Island of The Secret Monkey Island**

### What do I do after I get the voodoo root?

Leave the ship. There's nothing else to do here at the moment. **The Secret Monkey Island**

Go back and get the natives to make their voodoo root concoction. **Secret Monkey Island**

### How can I get the Governor out of the brig?

You can't. Yet. First, you'd better arm yourself with the voodoo root juice. **Monkey Island**

### What should I say to the ghost at the end of the catacombs?

Be nice to him. It's hard to intimidate a dead person. **Secrets of The Secret Monkey Island**

Ask him where the ghost ship went. **Island The Secrets of The Secret Monkey Island**

Find out where the wedding is. **Island The Secrets of The Secret Monkey Island**

# Part Four: Guybrush Kicks Butt!

What do I do about the ghost on the dock?

Anything you like **Secret Monkey Island The Secrets of The Secret Monkey Island**

Spray him with the magic seltzer bottle. **Secret Monkey Island The Secrets of The Secret Monkey Island**

What about the ghost on the corner?

You can sneak past him by entering the door just to the left of the arch. **Secret Monkey Island**

Or you could squirt him with the magic seltzer bottle. **Secrets of The Secret Monkey Island**

What should I say to LeChuck after Governor Marley leaves?

You could try not to anger LeChuck. **Secret Monkey Island The Secrets of The Secret Monkey Island**

That won't work. LeChuck will be upset by anything you say. Remember, he's just been left at the altar. **Secrets of The Secret Monkey Island The Secrets of The Secret Monkey Island**

OH NO! I'm getting bopped all over the island AND I lost my magic seltzer bottle! What do I do?

You can find a substitute for the magic seltzer bottle somewhere on the island. **Secrets of The Secret Monkey Island**

Stan Stocked more than just Grog Classic in that grog machine. **Secret Monkey Island The Secrets of The Secret Monkey Island**

Wait until you get punched to Stan's. There's root beer in his Grog machine. **Secret Monkey Island The Secrets of The Secret Monkey Island**

LeChuck hit me before I could pick up the root beer. What do I do?

You'll get another chance; when LeChuck's pugilistic tour bounces you back there. **Secret Monkey Island The Secrets of The Secret Monkey Island**

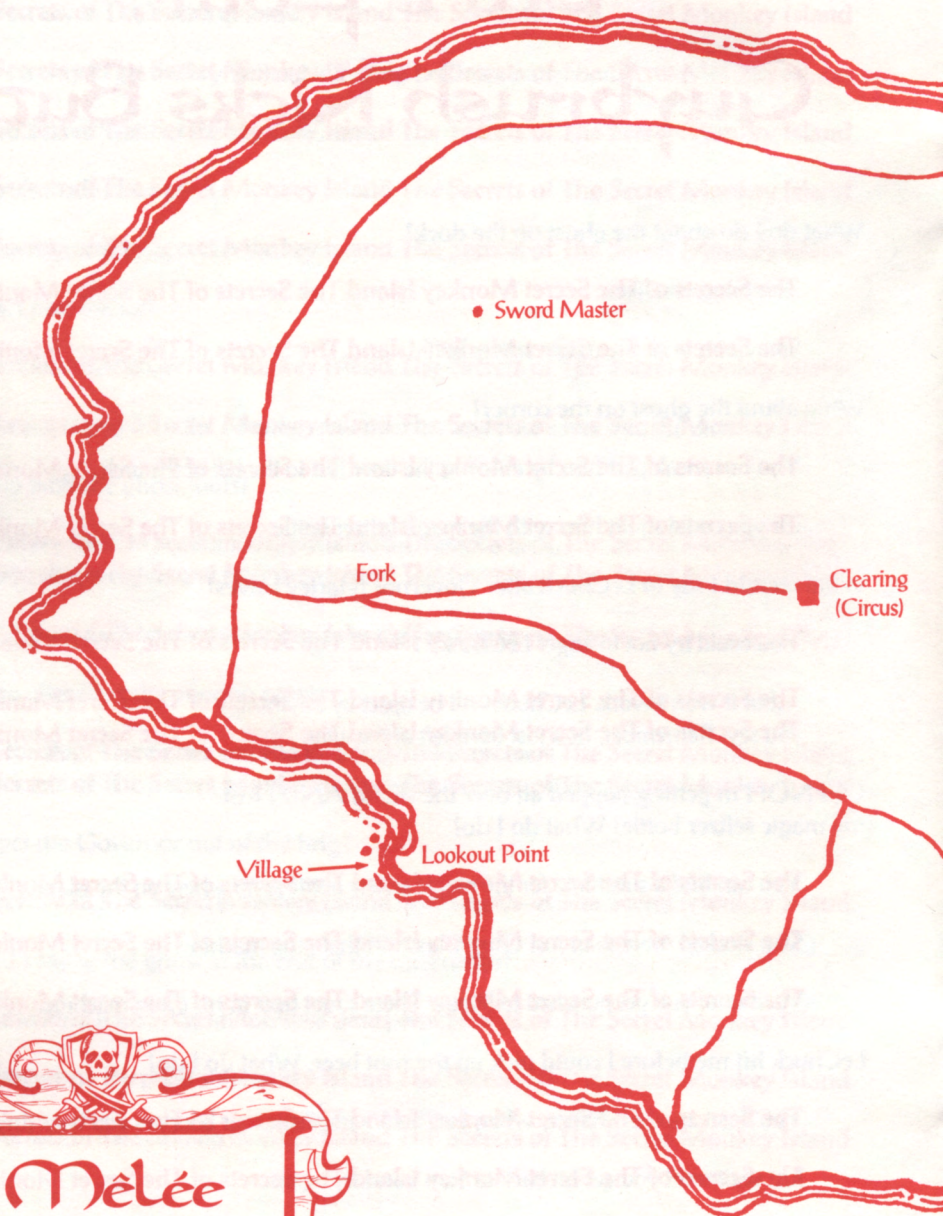
Just wait until you get hit back to Stan's and try again. **Secrets of The Secret Monkey Island**

What do I do with the bottle of root beer?

What would you have done with your seltzer bottle? **Secrets of The Secret Monkey Island**

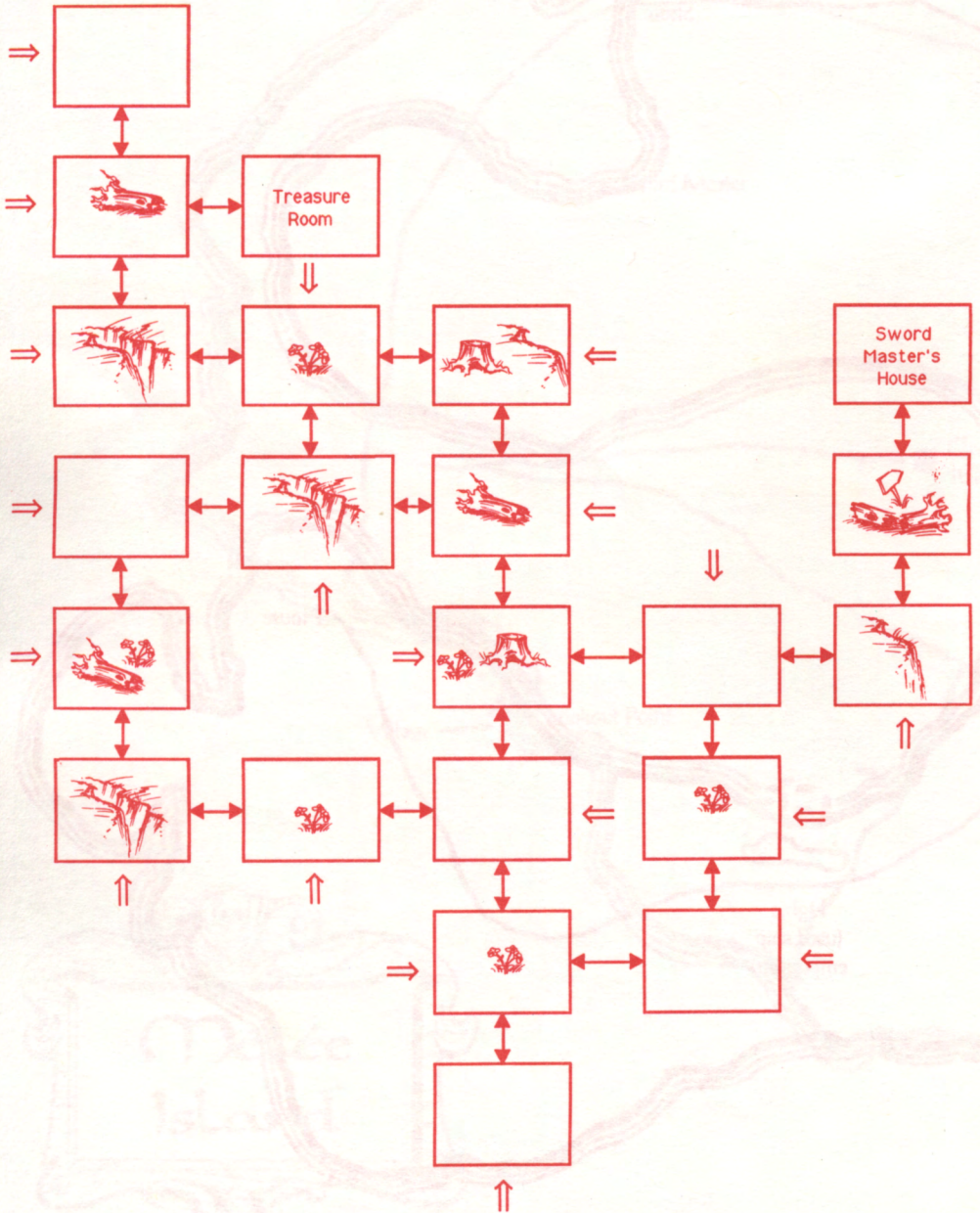
Use the root beer on LeChuck. **Secret Monkey Island The Secrets of The Secret Monkey Island**








# Forest



# Pirate Ship




Princess Ship





# Ghost Ship



# Insults & Comebacks

The following four insults are useless insults and comebacks which will do you no good whatsoever:

Insult	Comeback
Boy are you ugly!	Oh yeah! *
What an idiot!	I am rubber, you are glue. *
You call yourself a pirate!	I'm shaking, I'm shaking. *
I give up, you win!	I give up, you win! *

The following are insults and comebacks that you gain through training and fighting with the wandering pirates. They are good for defeating the wandering pirates; they can also be used when you attempt to defeat the Sword Master.

Insult	Comeback
This is the END for you, gutter-crawling cur!	And I've got a little TIP for you. Get the POINT! *
Soon you'll be wearing my sword like a shish kebab!	First you'd better stop waving it like a feather-duster. *
My handkerchief will wipe up your blood!	So you got that job as janitor, after all. *
People fall at my feet when they see me coming.	Even BEFORE they smell your breath! *
I once owned a dog that was smarter than you.	He must have taught you everything you know. *
You make me want to puke.	You make me think somebody already did. *
Nobody's ever drawn blood from me and nobody ever will	You run THAT fast! *
You fight like a dairy farmer.	How appropriate. You fight like a cow. *
I got this scar on my face during a mighty struggle!	I hope now you've learned to stop picking your nose. *
Have you stopped wearing diapers yet?	Why, did you want to borrow one! *
I've heard you were a contemptible sneak.	Too bad no one's ever heard of YOU at all. *
You're no match for my brains, you poor fool.	I'd be in real trouble if you ever used them. *
You have the manners of a beggar.	I wanted to make sure you'd feel comfortable with me.
I'm not going to take your insolence sitting down!	Your hemorrhoids are flaring up again, eh! *
There are no words for how disgusting you are.	Yes there are. You just never learned them. *
I've spoken with apes more polite than you.	I'm glad to hear you attended your family reunion. *



These are the insults that the Sword Master uses on you. You can use the comebacks you have already learned from the wandering pirates to defeat her. If you use any of her insults against a wandering pirate, you will automatically win the round of fighting, but you will also be unable to learn the proper response from him. (The comebacks listed below are not necessarily the only winning comebacks for any given insult; you might enjoy trying out different combinations to see whether they'd work.)

Insult	Comeback
I've got a long, sharp lesson for you to learn today.	And I've got a little TIP for you. Get the POINT!
My tongue is sharper than any sword.	First you'd better stop waving it like a feather-duster.
My name is feared in every dirty corner of this island!	So you got that job as janitor, after all.
My wisest enemies run away at the first sight of me!	Even BEFORE they smell your breath!
Only once have I met such a coward!	He must have taught you everything you know.
If your brother's like you, better to marry a pig.	You make me think somebody already has.
No one will ever catch ME fighting as badly as you do.	You run THAT fast!
I will milk every drop of blood from your body!	How appropriate. You fight like a cow.
My last fight ended with my hands covered with blood.	I hope now you've learned to stop picking your nose.
I hope you have a boat ready for a quick escape.	Why, did you want to borrow one?
My sword is famous all over the Caribbean!	Too bad no one's ever heard of YOU at all.
I've got the courage and skill of a master swordsman!	I'd be in real trouble if you ever used them.
Every word you say to me is stupid.	I wanted to make sure you'd feel comfortable with me.
You are a pain in the backside, sir!	Your hemorrhoids are flaring up again, eh!
There are no clever moves that can help you now.	Yes there are. You just never learned them.
Now I know what filth and stupidity really are.	I'm glad to hear you attended your family reunion.
I usually see people like you passed-out on tavern floors.	Even BEFORE they smell your breath!

# Useful Objects List

Item	Location	Use
pot	Scumm Bar kitchen	Give to Fettucini Brothers of Monkey when they ask for a helmet. Secret of
hunk of meat	Scumm Bar kitchen	Add yellow petals, then feed to Monkey. deadly piranha poodles. The Secret of
fish	Scumm Bar dock	Give to Troll. The Secret of Monkey
barrel	Scumm Bar kitchen	Use to fill mugs with grog of Monkey (after the three trials are fulfilled). of
map	High Street (Citizen of Mêlée)	Follow directions to find of Monkey the treasure; flammable. he Secret of
minutes	High Street (Men of Low Moral Fiber)	Useless, but you can get two pieces key of eight if you agree to take it. Secret of
chicken	voodoo shop	Use to get to Meathook's house; monkey substitute for live chicken. Secret of
bell	store	Ring to summon storekeeper. Monkey
shovel	store (upstairs)	Use to dig up the treasure. of Monkey
sword	store	Use for sword fighting. ret of Monkey
breath mints	store (from storekeeper)	Give to prisoner; substitute for Monkey leaves of mints. rets of The Secret of
safe	store (upstairs)	Contains letter of credit. ret of Monkey
storekeeper's note	store (safe)	Use to buy ship from Stan. of Monkey
cake	jail (from Otis)	Contains file. of The Secret of Monkey
file	jail (in cake)	Needed to get idol during of Monkey second mansion brawl. The Secret of
fabulous idol	Governor's mansion	Goal of first trial. he Secret of Monkey
gopher repellent	Governor's mansion	Exchange with the prisoner of Monkey for the cake. Secrets of The Secret of
yellow petals	forest	Add to the hunk of meat. of Monkey
100% cotton T-shirt	Sword Master's	Goal of second trial; flammable. onkey
T-shirt	forest	Goal of third trial; flammable. Monkey
478 pieces of eight	circus tent	Use to buy the map and ret of Monkey everything in the shop. The Secret of
mugs	Scumm Bar	Use to carry grog to dissolve Monkey lock and free prisoner. The Secret of
fireplace	Scumm Bar	Burn Stan's business cards. of Monkey

Item	Location	Use
magnetic compass	Stan's	Use with flint to ignite gunpowder, use to get key from LeChuck's cabin.
business cards	Stan's	Flammable; of The Secret of Monkey
feather pen	pirate ship (Captain's cabin)	Flammable; of The Secret of Monkey
ink	pirate ship (Captain's cabin)	Use as squid ink substitute in the soup.
dusty book	pirate ship (Captain's cabin)	Clue for the ship puzzles; flammable.
piece of paper	pirate ship (chest in Captain's cabin)	Recipe to get to Monkey Island.™
cinnamon sticks	pirate ship (chest in Captain's cabin)	Use in the soup.
Jolly Roger	pirate ship (crow's nest)	Substitute for pressed human skull.
rope	pirate ship (hold)	Fuse for the cannon.
fine wine	pirate ship (chest in hold)	Use in the soup as monkey blood substitute.
gunpowder	pirate ship (kegs in hold)	Used in soup as brimstone, later in ship's cannon.
cereal	pirate ship (cabinet in galley)	Yummy; contains prize/key used in soup.
prize	cereal	Look at it to reveal it is a small key.
small key	prize	Use to unlock chest in Captain's cabin.
pot	pirate ship (galley)	Use as helmet when shot from deck cannon.
red hot fire	pirate ship (galley)	Use with something flammable to create flaming mass.
flaming mass	pirate ship (use a flammable item with red hot fire in galley)	Light the cannon fuse.
banana	landing beach	Give to the monkey.
bananas	landing beach (after rock bombing)	Give to the monkey.
rowboat	landing beach	Row to north side of the island.
strong branch	crack	Use to tie rope to.
sturdy stump	crack	Use to tie rope to.
oars	crack	Use with the rowboat.
rope	pond (hanging man)	Use to climb down into the crack.
rope	fort	Use to climb down into the crack.

Item	Location	Use
spyglass	fort	Contains lens which can ignite monkey gunpowder at dam, useful for aiming the primitive art. <b>The Secrets of The</b>
cannon	fort	Contains cannon ball and gunpowder.
cannon ball	fort (cannon)	Use with flint to ignite gunpowder. <b>key</b>
lens	spyglass	Ignite gunpowder at dam. <b>of Monkey</b>
handful of gunpowder	fort (cannon)	Blow up the dam. <b>Secret of Monkey</b>
dam	river fork	Blow up to flood pond and of Monkey lower hanging corpse and his rope. <b>f</b>
the sun	river fork	Use with lens and gunpowder. <b>Monkey to blow up the dam. of The Secret of</b>
noteworthy rock/flint	river fork	Use with steel object to ignite <b>Monkey gunpowder and blow up dam. ret of</b>
primitive art	halfway up towering rock	Aim to hit tree on landing beach, <b>monkey can also sink ships. of The Secret of</b>
rock	top of towering rock	Push to activate primitive art. <b>(illery). key.</b>
heap o' rocks	top of towering rock	Pick up to replace rock ammunition <b>key for primitive art (illery). The Secret of</b>
bananas	village	Give to the monkey. <b>secret of Monkey</b>
bowl of fruit	village	Good still life subject. <b>secret of Monkey Contains bananas. of The Secret of</b>
head of the navigator	village	Use to navigate through <b>et of Monkey the catacombs. secrets of The Secret of</b>
skull	village (jail hut)	Nifty paperweight; reveals <b>of Monkey loose floorboards. et of The Secret of</b>
loose board	village (jail hut)	Escape from hut. <b>The Secret of Monkey</b>
banana picker	village (jail hut)	Trade to Herman for the <b>et of Monkey monkey head keys. of The Secret of</b>
wimpy little idol	gigantic monkey head	Give to the natives. <b>Secret of Monkey</b>
monkey head key	Herman Toothrot	Use with gigantic monkey ear <b>Monkey to open monkey head. The Secret of</b>
necklace on navigator	head of the navigator	Wear to become invisible to <b>of Monkey ghosts. Talk head of navigator. ret of into giving it to you. Secrets of The</b>
key	ghost ship (LeChuck's cabin)	Opens hatch below deck. <b>et of Monkey</b>
ghost feather	ghost ship (upper hold)	Between ghost ducks. Use to <b>Monkey get bottle from sleeping crewman. of</b>

Item	Location	Use
jug o'grog	ghost ship (crew's quarters)	Pour in dish to get rat drunk
dish	ghost ship (lower hold)	Use with jug o'grog to get rat drunk
glob of grease	ghost ship (lower hold)	Use on squeaky door to make it quiet
ghost tools	ghost ship (behind squeaky door)	Use to open glowing crate of Monkey
glowing crate	ghost ship (upper hold)	Contains voodoo root
voodoo root	ghost ship (crate in upper hold)	Give to natives to make root beer Use to vaporize ghosts
magic seltzer bottle	village	Use to vaporize ghosts
root beer	Stan's	Use on LeChuck to vaporize him

# Useless But Interesting Objects

Item	Location
<b>On Mêlée Island:™</b>	
Poster	cliff side
Clock and Ye Olde Rubber Chicken with a Pulley in the Middle Shoppe sign	Low Street
Baskets, basket, couch, Voodoo knickknacks, statue, chalice, bones, trunk, Voodoo love beads	voodoo shop
Sign when storekeeper is gone	store
Red plants, stump, bones	forest
Marker, sign	"X" in the forest
Sign when Stan is gone, miscellaneous boats	Stan's
Sign	Captain Smirk's house
<b>On the ship:</b>	
Feather pen	Captain's cabin
Kegs, chest, black chest, trunks	cargo hold
<b>On Monkey Island:™</b>	
Note	beach
Note	pond
Note	fork
Note	next to primitive art
Skulls, people on sticks, more skulls, totem poles	monkey grounds
Idols	monkey head
Big stone head	village
Note, bowl-o-bones, vines, window	guest hut
Yucky body parts all over the place	catacombs
<b>On the Ghost Ship:</b>	
Ghost dog, drunk ghost	on deck
Chest, Captain's bed, map	LeChuck's room
Ghost chickens, ghost pigs	cargo hold
Ghost guard	tool room
<b>Back On Mêlée Island:™</b>	
Pieces of eight	Stan's



# The Memoirs of Guybrush Threepwood: The Monkey Island™ Years

**F**or the benefit of those of you who have ever dreamed of becoming a pirate, of mastering sword and sea, of stealing unimaginable wealth, of swilling grog until your head reels and your stomach wrenches, and of questing for that mysterious and powerful elixir, true love, I, Guybrush Threepwood, do here set quill pen to paper in the hopes of discouraging you from trying. Learn by example, if you please...

## Chapter One:

In which I arrive on Mêleé Island™ in search of my fortune

I arrived on Mêleé Island™ weary from my trek across the open seas and missing the Old World already, but eager to become a real buccaneer. A crabby old lookout directed me to a bar, the Scumm Bar, the local pirate hangout.

I walked down the cliffside and along the dock until I came to the Scumm Bar, a rowdy establishment full of dirty, smelly degenerates: pirates. Two of the pirates in the front room, a friendly man named Mancomb Seepgood and an intimidating fellow with a rheumy eye, gave me some information about the local powers, including the fearsome—and dead!—ghost pirate LeChuck. I was directed into the back room, where the important-looking pirates that the lookout had mentioned held their table.

I gathered my courage and approached them. "I want to be a pirate," I exclaimed. They

seemed unimpressed, but told me of the three trials I must undertake before I could be recognized as a true grog-swilling, foul-smelling pirate. I pressed them for more information on each of the three trials, and then left them to their grog.

It was time to grab some grog of my own. I waited until the cook waddled past to the front room. Then I stealthily slipped through the kitchen door. I couldn't find a mug for the grog, but, being a pirate-in-training, I stole a pot and an aging hunk of meat—not very interesting booty, but booty nonetheless. I even went after the fish lying on the dock out back. A sea gull kept me away until I found a loose board on the corner of the dock. I managed to drive off the pesky beast long enough to nab the fish.

Satisfied that I had skillfully pilfered all I could, I left the bar, looking for action...



## Chapter Two:

### In which I briefly explore the town and discover an unusual chicken

I continued on my way, through an archway and into the town proper, where I approached a suspicious-looking citizen loitering on a corner. He mentioned his cousin Sven, so I told him about my barber, Dominique. I figured the conversation was doomed. Then, out of the blue, he offered to sell me the very map I needed to complete the trial of treasure huntury. I wanted the map, but I couldn't pay his price.

Across the street were some Men of Low Moral Fiber, the type my mother had warned me about. When I asked them about the man who tried to sell me the map, they tried to sell me a copy of the minutes of the last M<sup>ê</sup>lée Island™ PTA meeting. I convinced them to pay me two pieces of eight to relieve them of a copy. More booty!

Entering a door on the right side of the street, I discovered the local voodoo parlor. I steered clear of the voodoo stuff, but I did nab an unusual chicken. A rubber chicken, with a pulley in the middle. I had never seen anything like it in my life. So, of course, I stole it.

I met a mysterious, magical woman in the back of the parlor. She told me my future. Well, some of it.

I left the voodoo parlor and continued on through an archway beneath the town clock. Just past the arch was the entrance to a general store. The store was run by a crabby old man who held me so firmly in his gaze that I couldn't filch either the sword or the shovel I found. Unfortunately, my two pieces of eight weren't quite enough for a legitimate transaction. I needed gold, and I needed it badly.

I walked two doors down to a prison and tried talking to the prisoner, but all I got from him was a face full of rat-breath. I fled to the store, rang the bell for service, and asked for

breath mints, which the old man happily sold to me. I returned to the prison and donated a mint to the prisoner who, when I inquired, told me his name was Otis. I asked him why he was in prison and if I could get him anything, and he told me of a yellow flower that grows in the forest and asked me for some rat repellent. I told him that I didn't have anything for the rats, but I'd bring him some if I found it.

Deciding that the town had offered me all it was going to for now, I headed back the way I had come, beyond the lookout's post to the island paths.

## Chapter Three:

### In which I make the acquaintance of the Fettucini Brothers, get shot out of a cannon, and go on a shopping spree

I hiked along the island paths to a clearing in the middle of the island, where I found a circus tent. Inside the tent I met Alfredo and Bill Fettucini, two argumentative clowns dressed in neon spandex. They offered me a job as a tester for a new stunt they had devised. They wanted to shoot me out of a cannon. When they offered me 478 pieces of eight for my trouble, I jumped at the chance. Anything for Spanish gold! I set the pot from the kitchen on my head as a sort of helmet and climbed into the barrel of an old ship's gun.

A few confused minutes later I staggered back onto the island path, head throbbing but pockets jingling. I stopped long enough at a fork in the road to explore a bit and find the yellow flower that Otis had mentioned. I picked a petal and returned to town.

Back in town, I spent my riches on everything available. I bought the map from the citizen on the corner, and I purchased the sword and shovel from the storekeeper.

Eager to use my shiny new sword, I asked the storekeeper where the Sword Master

could be found. He wouldn't tell me the way, but he went off alone to the Sword Master's house to get approval for my visit. I grew tired of waiting for his return, so I left in search of training. I could get the storekeeper to show me where the Sword Master lived when I was better prepared for battle.

### Chapter Four: In which I train for and complete the first trial, Swordsmanship

Ready to embark on my first trial, I left town to find a worthy opponent to train me in swordplay. The surly fellows that wandered the island paths were not inclined to help me, so I headed towards a house at the eastern tip of the island. Before I could reach the house, I was stopped by a troublesome troll who guarded a bridge along the path. I handed over my fish and he let me pass.

At the house I found the gymnasium of Captain Smirk, a man with a neck like a tree stump. At first, he didn't want to take me as a sword-fighting student, but I convinced him with my stubborn spirit... and my gold.

For the next twelve hours, I battled a complicated contraption made of springs, mannequins, wheels, and watchamacallits until I had perfected my form and style. After the grueling physical training was over, Smirk revealed the true secret of expert sword fighting to me: the art of the insult. The Captain gave me the basics of insults, and then booted me into the real world of clashing blades and cutting words.

I knew I could never defeat the Sword Master unless I practiced first on amateurs like myself who wandered the island. I staked out a busy crossroad in the island paths and waited for opponents on whom to sharpen my blade.

They came at me like moths to a lantern, and I battled them with all my skill, learning

new insults and retorts from each pirate I aced. Although I lost the first few fights, I soon built a repertoire of insults (and killing comebacks) which could handily defeat almost any pirate that passed my way. I continued to fight, gaining wits and skill, until at last one defeated pirate declared that I was good enough to beat the Sword Master.

I immediately decided to seek her out.

I returned to the store in town, and found the storekeeper, complaining as usual, behind the counter. It took very little to convince him to return to the Sword Master's. This time, when the storekeeper left the store, I followed him. I tracked him out of town, to the fork in the road, and along twisting forest paths to the Sword Master's abode.

After listening in on the storekeeper's conversation with the Sword Master—a beautiful and dangerous woman named Carla—I strode forward and challenged her. She quickly defeated me with insults that I could hardly fathom.

Ego finely ground, I returned to the pathways of Mêlée Island."

When I tried fighting other pirates to learn the responses to the Sword Master's insults, I realized that not a single man on the island knew the answers to them. After a few more fights, I returned to the Sword Master, dreading a rematch. I found her without the storekeeper's help this time, by hiking directly toward the light cast by her windows in the woods north of the fork.

When we fought again, I desperately tried every response that I thought could possibly work against her biting remarks. This time, I succeeded! The responses to other insults worked against her insults as well. The Sword Master gave up after a few rounds, and gave me a quality T-shirt to prove that I had defeated her.

I left the forest, proud of my victory. I had completed the first trial!

Chapter Five:  
In which I steal an idol  
and meet the woman  
of my dreams

I rushed to the Scumm Bar and reported my progress to the important-looking pirates. They were impressed. I left the bar, feeling cocky, took a walk through town, and discovered that the Governor's mansion lay beyond the prison at the far end of town. I could embark immediately on the trial of thievery.

In front of the Governor's house were some of the most terrifying beasts I had ever seen—deadly piranha poodles intent on a feeding frenzy. Happy to please, I decorated the rancid meat from the Scumm Bar with the forbidden yellow petal from the forest and tossed my creation to the poodles. They feasted, and within moments they were asleep, knocked out by the yellow petal's drug.

The Governor's mansion seemed peaceful enough when I walked in. I entered the first door I saw and discovered otherwise. When I finally departed, several fist fights, a hole in the wall, a herd of gophers, a rhinoceros, and an encounter with the sheriff later, I had acquired a manual of style, a can of gopher repellent, and a set of wax lips. I still needed a file to get the idol, though.

Remembering my promise to Otis, I took the gopher repellent to him, figuring he could use it on his rats. He gave me a carrot cake for my trouble—not much of a reward, but I guess he didn't have anything else. It had been a hungry night's work, so I tried eating the cake, and wound up with a mouthful of file!

I ran back to the mansion, file in hand, and dove through the hole in the wall. As if in a dream, I watched myself overcome the remaining obstacles, and emerged triumphant... the idol was mine! Unfortunately, the local constabulary, in the form of Sheriff Fester Shinetop, waylaid me and was on the verge of

hauling me away when, suddenly, the Governor entered the room.

Oh radiance of beauty! Oh beauty of radiance! When the Governor's eyes met mine, I knew I had found my true love. With a few sharp words, she dismissed Fester.

Then the Governor turned to me... Suavely, I replied to her question. As we chatted, my eloquence and urbanity reached new heights. I strove to weave a web of words in which to ensnare the object of my desire.

Well, I'm pretty sure it happened that way. I'm almost positive...

And then she was gone.

Through a cloud of euphoria, I made my way to the front door, only to find Fester waiting for me, armed with a rope and a mission. I soon found myself six feet under water, bound to the idol, nearly drowning... yet all I could think of was Governor Marley.

After a few minutes of panic, I came to my senses and picked up the idol. Stopping only to retrieve my sword, I climbed out of the water.

There she was again, the Governor of my heart! She spoke to me. I spoke to her. I bent to kiss her... and again she was gone, and I was left alone with my trials. I had to finish my three trials. I really, really, really had to finish my three trials.

Chapter Six:  
In which I dig up  
another T-shirt

All that remained was the trial of treasure hunting, so I whipped out the map I had purchased from the Citizen of Méléé. Dancing lessons? I'd been had! Then I paid closer attention. The first word in each line looked significant. They might yet be directions through the forest.

I trekked to the entrance to the forest at the fork in the island paths, and followed the directions on the map: back, left, right, left,

right, back, right, left, back. I soon determined that "back" did not mean I should backtrack, nor did "left" mean I had to make a left turn. Rather, I imagined myself as a figure on a painting, and when the directions said "left" or "right," I headed off to the left or right side of the painting. "Back" meant to take the central paths towards the top of the painting.

With this odd frame of reference in mind, I followed the directions and came to a small clearing, where I headed "right" through some trees. I had found the treasure! The "X" was clearly marked, as were the bronze historical plaque and the instructions for digging up the booty. I couldn't wait to feel the gold pouring through my fingers. I pulled out my shovel and started pushing dirt. Hours later, my mind reeling with anticipation and lack of sleep, I finally uncovered the treasure, which was... another dumb T-shirt! What's wrong with these people, anyway!

I headed back to town, my three trials completed, delighted with my accomplishments... anxious to seek out my beloved.

### Chapter Seven:

#### In which I discover that disaster has befallen my little plunder bunny

I arrived at the dock just in time to watch a ghostly craft vanish over the horizon. The lookout informed me that my true love, my significant other, my main squeeze, the light of my life, the Governor herself, had been kidnapped. That decaying creature from the depths, the ghost pirate LeChuck, had carried her away to his foul lair.

That's right, LeChuck! The dead guy!

I'd show him who was the better pirate. My mind was made up. I would find a ship and crew, journey to forbidden Monkey Island,<sup>™</sup> track down LeChuck, and rescue my love.

### Chapter Eight:

#### In which I recruit a crew to rescue the Governor

I went first to the prison in town, where Otis promised to join my crew if I released him. Next I checked the Scumm Bar for potential crew members, but everyone had gone, abandoning their mugs in their haste. I collected the mugs and filled one with fresh grog from the kitchen barrel. The mug started melting! That grog sure is strong stuff.

Then inspiration struck. I poured the grog from the melting mug into another mug, and hurried toward the prison. When the second mug o' grog was near death, I stopped and again transferred the grog to a fresh mug. I had to repeat the procedure a few more times on my way to Otis, but managed to preserve a nearly-full mug of the stuff.

I poured the grog into the lock of Otis' cell, and stood back as the metal dissolved. Otis stepped from the cell—and walked out on me! "The mutinous coward!" I thought. I still needed crew members.

I returned to the Sword Master. Carla didn't believe my story until I showed her the note LeChuck had left. Appalled, she agreed to crew with me and arranged to meet me at the dock.

I couldn't think of anyone else I might recruit, so I tried exploring more of Méléé Island.<sup>™</sup> At the north end I spotted a house built on a small isle. It appeared that the only way to reach the isle involved a cable which had been stretched across the channel. I had found, at last, a use for my rubber chicken with a pulley in the middle. I used it on the taut cable and whizzed across. Hah! Perhaps the Fettucini Brothers would be interested in this stunt...

In the house on the isle I met a Mr. Meathook, an agreeable fellow with no hair, no hands, and a talking tattoo. I asked him to join my crew, but he refused to serve me unless

I could prove that I was brave enough to lead.

Meathook demanded a test of my courage: if I could face the horrible, ferocious beast that had been the bane of his existence, he would accept me as his Captain. He opened three enormous barriers, revealing a wooden door. I opened it cautiously and gazed upon the murderous winged devil imprisoned therein. I could barely contain my terror long enough to reach out and tentatively tap the beak of the nameless horror.

Meathook was astonished. I graciously allowed him to indulge in a suitable amount of groveling, after which I instructed him to meet me at the dock.

### Chapter Nine:

#### *In which I purchase a previously owned vessel*

**H**oping that a crew of two would suffice, I commenced to scout the island for an available vessel. Spying a cluster of bright lights, and reasoning brilliantly that it must be a used boat dealership, I hurried to what proved to be the shipyard of Stan's Previously Owned Vessels.

Stan was going to be my friend, to show me the true meaning of quality, to make me the deal of the century. Stan was going to annoy the marrow straight out of my bones.

I had my eye on the half-sunken ship at the very end of one dock, Stan's cheapest ship. Even that one, it turned out, was far too expensive for me. I asked about credit. Stan suggested that a note of credit from the storekeeper would be acceptable. I headed back to town. As I left, Stan gave me a compass and one of his business cards.

I asked the storekeeper about credit. He asked if I had a job. I lied. As he unlocked the safe upstairs, I watched carefully, memorizing the turns of the handle. Carrying a note of credit, the storekeeper returned to his desk, and

proceeded to interrogate me so mercilessly that my little fib was exposed. He locked the note away, and again I watched to confirm that I knew the combination.

When he came downstairs I feigned a renewed interest in the Sword Master, and the old grump finally agreed to go see her again. The moment he was gone, I opened the safe, pushing the handle clockwise and pulling it counterclockwise to move it the same way he had. I took the note of credit back to Stan.

Stan thought he was a smooth operator. He actually thought he could get 10,000 pieces of eight for that barely floating hunk of junk! I laughed in his face and changed the subject to the question of extras. As he listed useless "feature" after useless "feature," I stood firm and rejected the lot. I had him on the ropes! I counter-offered 2,000 pieces of eight. He lowered his asking price. I threatened to walk off the lot. He begged me to come back. I offered him 3,000, then 4,000, threatening to walk off every so often to keep Stan on his toes. Before long I had shrewdly negotiated the price to a mere 5,000 pieces of eight. Stan stalled for a moment, then capitulated.

We Threepwoods drive a hard bargain. Poor Stan never had a chance.

### Chapter Ten:

#### *In which I set sail, fail to quell a mutiny, thrill to the wind in the riggings...and nearly wind up in the soup*

**I** found Stan at the dock in town. Together we stood admiring my purchase. Stan tried to back out on the deal, but I would have none of that. He handed me some seafaring literature and took his leave just before my crew joined me. I was pleased to find that Otis had decided to join me after all. Shortly afterward, Meathook and Carla arrived.

We had not even boarded our ship

when I sensed dissension in the ranks. Suppressing my misgivings, I hustled them aboard as quickly as I could.

The following morning, I tried to reassert my authority. My crew did not appear to be impressed. Burdened as I was with a useless, mutinous crew, I began to lose faith in my ability to rescue Governor Marley. Deep in the throes of depression, I retired to the Captain's cabin and searched the former Captain's belongings. My haul was meager indeed: a ballpoint feather pen and some ink, and a log-book which I found in a desk drawer. Having nothing better to do, I read it cover to cover. It seemed that the previous Captain had made it to Monkey Island™ purely by accident! If only I could deduce how he managed it!

Two levels below deck I stumbled upon the galley. The cupboard was well-stocked with, of all things, my favorite cereal. I opened one of the boxes and found, to my delight, a toy prize. When I examined it closely, I saw that it was a small key!

I returned to the Captain's cabin and tried the key in the cabinet on the port side, revealing a chest that had been concealed within. Delighted, I hauled the chest to the middle of the floor. I was disappointed to find that the chest contained, not the valuables I had anticipated, but merely a piece of paper and some cinnamon sticks. As I examined these perplexing exhibits, it occurred to me that perhaps I had, in fact, found something of great value. Perhaps this recipe was the key to finding Monkey Island™! I needed to find the rest of the ingredients.

In a corner of the ship's hold, under the crew's quarters, I found a chest containing a bottle of fine wine. That should do for monkey blood... Mother always said the best recipes were those where you could make substitutions.

I secured a handful of gunpowder—a perfect substitute for brimstone—from the kegs in the hold. Back on deck, I was at a loss until I

noticed the thin rope ladder leading up the mast. I shimmied up to the crow's nest and got my "pressed human skull," the Jolly Roger.

I returned to the galley, where a cooking pot was already simmering over the fire. I began to throw in the ingredients: one of the cinnamon sticks, some breath mints (probably better than leaves), the Jolly Roger, the ink (which had never seen the inside of a squid), a few drops of the wine, my faithful rubber chicken, and the gunpowder.

Here the recipe stumped me. Zinc oxide? Hydrochloride? I had no idea what those might be. It was then that I noticed the list of ingredients on the box of cereal I'd been eating. With a shrug I tossed in a handful. There was a terrifying explosion and a smell like month-old cabbage. I passed out.

## Chapter Eleven: In which I remember the Fettucini Brothers with fondness

I woke up with my tongue dried onto the filthy galley floor. I became convinced that, while I had lain unconscious, someone must have stuffed a bunch of old socks into my skull. And I hadn't even gotten a chance to drink grog yet!

I staggered up to the deck, to find that the ship had somehow miraculously arrived at Monkey Island™.

Since no rowboat was available, I had to come up with a way to get from the ship to the island. All too soon the answer became clear. The cannon on deck brought back disturbing memories of the Fettucini Brothers and their Cannon of Terror. I ran back to the galley for the small pot by the cupboard. I got a length of rope from the hold, along with another handful of gunpowder. I put the gunpowder in the cannon nozzle and used the rope with the cannon as a fuse.

Now I had to light the fuse. I returned to

the galley and used one of my T-shirts with the fire under the cooking pot. The T-shirt burst into flame! I hurried back on deck with the flaming mass and touched it to the fuse. Then I quickly walked to the cannon nozzle, just in time to be blasted to my destination, flying gracefully through the air like a master acrobat. I landed gently on Monkey Island.™

## Chapter Twelve: In which I arrive on Monkey Island

So there I was, on the shores of Monkey Island™ with my head in the sand and an uncomfortable feeling of warmth in the vicinity of my posterior. I pulled myself out of the sand and examined the paradise in which I had been planted. A banana had fallen from a nearby tree, and I picked it up as a hedge against future hunger. Near the tree was a sturdy-looking rowboat, perfect for exploring the island waters. As I had no oars, I postponed the idea of aquatic exploration and entered the jungle, ready for whatever hidden terrors lay in wait.

The nearest landmark was a deep, ominous crack in the island surface. There seemed to be no way to scale its walls, so I returned to the jungle and continued to explore.

I walked north from the crack to a river fork. There was a bridge at the fork as well as a note, which I read. I realized that the island was inhabited by cannibals! By cannibals who built bridges! By cannibals who wrote memos! On letterhead! Frightening. I was to find many more such notes on Monkey Island,™ but I won't bore you with the details.

I crossed the bridge and climbed a set of footholds in the cliffside. On top of the cliff, I found another note, as well as an extremely sophisticated piece of primitive art. I pushed and pulled the primitive art around, marveling at the way it was balanced.

I scaled another set of footholds which

ended on a mountain peak with a stunning view of Monkey Island.™ I could see my ship, and I could see the banana tree that marked my landing spot. As I ventured across the peak, a ragged, smelly man approached, babbling insanely. I was greatly relieved when he finally left me alone. I pushed a lone rock off the edge of the peak. By some miraculous mechanism, the primitive art on the ledge below reacted to my action by flinging the rock halfway across the island. I went down to the primitive art and shoved it to another angle. Back on the peak, I took another rock from a pile of rocks and pushed it off the edge. After a few more tries, adjusting the art to various angles and pushing rocks off the peak, I managed a direct hit on the banana tree beach.

I climbed down to the river fork and returned to the jungle, heading toward a volcano I had spotted at the northwest end of the island. A calm, blue lake gleamed in the center of the volcanic crater, and I hiked around it. On the western edge of the volcano was a makeshift fort, apparently constructed by the shabby castaway I'd recently met. I was a pirate, so of course I looted the place. My meager booty: a spyglass and a coil of rope. I tipped the cannon over and added a cannonball and a small supply of gunpowder to the haul. As I turned to leave the fort, the castaway caught me. He seemed harmless, though very annoying, and eventually I escaped with my plunder.

I next hiked east to a dry pond, where again I was accosted by the ragged castaway, who said his name was Herman Toothrot. He mentioned something about waiting to be rescued. He told me about a friend of his who, even as we spoke, was hanging gruesomely from a tree branch over the pond. Toothrot was obviously insane, so I told him to go away. Toothrot's deceased friend, though, had something I wanted. There was a length of rope in his hands. I had a feeling I would need it.

**Chapter Thirteen:**  
*In which I harness the  
 Sun, make things explode,  
 and gather rope*

Unfortunately, the corpse and his rope were out of reach. I, however, had a plan. The body was attached to an old rotting log. If I could somehow lift that log, my silent friend would descend to within reach.

I journeyed up the dry riverbed until I arrived again at the fork. There was a dam there, constructed of large boulders. I packed the gunpowder between the boulders.

Now I needed to ignite the gunpowder. I pried open the spyglass that I had found at the fort; inside was a perfectly good lens. I used it to focus the bright island sun on the gunpowder, and BOOM! I was tumbling downstream in the newly-filled riverbed.

Somewhat moist, but in high spirits, I returned to the pond, where I found that the log had floated with the rising water, lowering both man and rope to the ground. Congratulating myself for my brilliance and cunning, I picked up the rope and ran to the place where I knew it would be useful: the crack.

**Chapter Fourteen:**  
*In which I use my rope  
 and take to the sea*

I discovered a strong branch at the crack's edge, tied one of the ropes to it, and descended halfway into the crevice. There I found a stump sturdy enough to support me and my other rope. I scrambled down the second rope to the floor of the chasm.

At the bottom of the crack I found a pair of oars. I hauled them up the side of the cliff and headed south through the jungle, back to the rowboat on the southern beach.

I discovered when I reached the beach that my experiments with the primitive art had

done me some good. There were two more bananas at the foot of the banana tree. I stuffed them in my pockets. Kinda squishy.

Now that I had oars, I could use the rowboat to row around the island.

And so I rowed...

**Chapter Fifteen:**  
*In which I encounter  
 sinister natives*

I rowed east past a strange-looking peninsula with a clearing in the middle of it, and north beyond the mountain range that had limited my progress on the island so far. At the north end of the island I spotted a beach and a primitive native village. I thought I might find something to help me there, so I landed on the beach and walked over.

The village seemed deserted. I got a chance to add to my banana collection; I pilfered a few choice bananas from the fruit bowl sitting in front of a big stone head. I was just leaving the village when I learned, to my dismay, that it wasn't deserted after all.

The natives didn't approve of my banana-stealing habits. In fact, they were ready to roast me unless I came up with a gift to appease them. I offered them a banana and a cannon ball. They refused both. Maybe if I had kept my rubber chicken with a pulley in the middle...

The natives jailed me in a dismal little hut while they debated the proper preparation of *Guybrush Soufflé*.

Feeling a little morbid and dramatic, I picked up a skull from the floor and geared up to bow out. "Alas, poor Yorick..."

Hey! So much for bowing out! There was a loose floorboard underneath that skull! With a new burst of confidence, I realized that *Guybrush Threepwood* would, after all, see another sunrise.

I lifted the loose floorboard and beat a



hasty retreat to my rowboat and the south side of the island.

### Chapter Sixteen:

#### In which I tame a monkey and discover a valuable wimpy little artifact

I rowed back to the beach where my Monkey Island™ adventures had begun. Nothing had changed, except now I had more bananas. Desperate for companionship, I went into the jungle and fed my bananas to a monkey who'd been roaming around near the beach. She devoured them quickly and happily; after that, she wouldn't leave me alone. She followed me everywhere I went and did everything I did. Silly little monkey.

I decided to explore the clearing on the peninsula at the eastern end of the island. I walked there instead of taking the boat since I didn't want to frighten away my new companion, who was built for trees and not for water.

In the clearing, I found a record of the vile abuses and disgusting practices of the natives—three human beings were skewered onto long pointy sticks. I shivered as I realized that I had seen as many dead people on Monkey Island™ as living people. I shivered again when I realized I had never been trained in defense against pointy sticks.

Exploring further despite my better judgement, I saw an amazing thing—a monkey head the size of a house. Around this monstrosity were a number of carefully crafted idols. I wanted to get a closer look, but a fence stood in my way.

Two intricately crafted totem poles stood nearby, glaring at me. Could I climb one and leap over the fence? I pulled on a totem pole nose, hoping to get a leg up, and suddenly an opening in the fence appeared. The moment I released the nose, the fence closed again.

My primate pal helped me out. She

jumped to the nose and swung on it, opening the gate and allowing me to pass.

I walked through the gate and examined the idols. I picked up the smallest one, a wimpy little idol, in part because I hoped that I could trade it to the natives in exchange for their help, and in part because I was getting used to the idea of helping myself to anything that wasn't nailed down.

### Chapter Seventeen:

#### In which I befriend the residents of the island and acquire a strange key and an extra head

I rowed to the north side of the island again, this time armed with the wimpy little idol. When I reached the village, the natives again threatened to eat me. I begged them to give me another chance. They gave me the chance, and I gave them the idol. They seemed pleased, and left me alone in the village.

Sensing an opportunity to add to my inventory, I strode boldly into the natives' hut and collected Herman's banana picker. On my way out, I found Toothrot hanging around the village entrance, muttering. Evidently he'd come looking for his picker. I swapped the banana picker for the key to the monkey head. It was by far the strangest looking key I had ever seen:

It was a long white stick with fluffy bits of cotton glued to each end.

I had just entered the jungle when I realized that the natives might have valuable information about the monkey head. I returned to the village and questioned them further. They told me that LeChuck was hiding the key ingredient of some sort of anti-ghost concoction aboard his spectral ship, far beneath Monkey Island.™ The entrance to LeChuck's hideout was through the maw of the gigantic monkey head itself!

The natives also accidentally let slip that they had a secret way of navigating through the maze that led to LeChuck's hideout—the shrunken head of a ship's navigator. I needed that head, but the natives were reluctant to part with it. I gave them one of the brochures that Stan had pressed upon me, the leaflet entitled "How to Get Ahead in Navigating." I took a good look at the head of the navigator, and had second thoughts about whether I really wanted it. Yuck!

I returned to the south side of the island.

**Chapter Eighteen:**  
*In which I am swallowed  
 by a monkey and place  
 my aithfay in the eadhay  
 of the avigatormay*

**A**s I gazed at the gigantic monkey head, I was seized by an inexplicable urge to use the giant key with the gigantic monkey's ear!

To my great surprise, it worked: the monkey's mouth opened and a tongue rolled out, inviting me into the enormous maw. I proceeded inside and down a ladder of giant monkey vertebrae. Before me was a confusing maze of twisting passages and twisted body parts. The walls and floors were sprouting eyeballs, noses, hands, and slimy, oversized human hearts. I wished, not for the first time, that I had never left my comfy home in the Old World.

I consulted the head of the navigator. For a decapitated head, it was extremely cooperative. Each time I stopped for a moment, it spun in my hands and pointed out the way I needed to walk. The head led me in all directions. At times I thought I was backtracking, yet I always found myself in entirely new areas of this disturbing place.

After what seemed like hours of walking, the head led me to the Pirate LeChuck's infamous ghost ship.

**Chapter Nineteen:**  
*In which I explore the lair  
 of LeChuck and acquire the  
 means to his end*

**T**he ship glowed with an eerie blue light. I swallowed my fear, realizing that the voodoo root that LeChuck held in his ship, being the only possible means of destroying a ghost, represented my only hope of freeing the Governor and fulfilling my dreams. I marched onto the ship.

It was filled with ghosts! They were dancing and frolicking, playing instruments, and flinging their skulls to the beat. A specter with a detachable head spotted me and chased me off the boat.

Then I remembered that the natives had told me that the navigator head's necklace would make its wearer invisible to ghosts. Unfortunately, the head didn't want to give up its necklace. We debated the matter until I won the point by threatening to dropkick him into the lava. I donned the necklace and boarded the ship again, hoping that this time I would not be seen.

I wasn't seen, but, when I tried to open the squeaky door toward the stern, I was heard. Giving up for the moment on that door, I tried the opposite one and found myself in the cabin of LeChuck himself! The evil ghost was gazing out the cabin window. An important-looking key hung near him on the wall. When I approached to pick it up, some sixth sense must have alerted LeChuck. Afraid to attempt the direct approach, I tried to devise a sneakier way of getting the key.

I remembered that the compass that Stan had given me contained a powerful magnet. I simply pointed the compass at the key, which floated silently over to me. Key in hand, I left LeChuck to his brooding.

Back on the main deck, I found a hatch that led down to the crew's quarters. I'd never

imagined that ghosts sleep. The theological implications are astonishing, but that's another story. A crew member was sacked out on the bunk. What I immediately wanted from this ghostly snoozer was his grog bottle, but every time I got close to it, he hugged it to him as if it were a teddy bear.

I continued through the room, entering a hold in which I found ghost animals. It finally occurred to me that perhaps a ghost feather would work to wake a sleeping spook. I tried to pick up one of the ghostly chickens and wound up holding the feather I'd been after. I returned to the sleeping crew member and tickled his feet a few times. Eventually he dropped his grog bottle.

I pocketed the bottle and returned to further explore the room with the ghost animals. I found a crate that had been nailed, chained, bolted, tied, glued, and welded together. There was obviously something important in there. Near the crate was a locked hatch in the floor.

I used the key from LeChuck's quarters on the hatch and descended to a second cargo hold, where I was confronted by a vicious ghost rat. I wanted some of the grease in the tub behind him, but I didn't dare approach the sharp-toothed little demon. Then it occurred to me to pour some grog into a nearby dish, which the nasty creature greedily lapped up. He was soon passed out on the floor.

I scooped up a slimy lump of lard from the tub and went back up to the ship's deck, where I greased the squeaky door. The door opened with hardly a whisper. Inside I found a set of ghost tools... and the entrance to the brig. Surely my beloved Governor was imprisoned therein!

I would have to recover the voodoo root and persuade the natives to prepare some of their anti-ghost brew before I would be able to rescue the Governor. I took the tools down to the hold where I'd gotten the ghost feather, and used them to open the glowing crate.

Inside the crate was the magic voodoo root.

## Chapter Twenty:

*In which I place an order for sarsaparilla and encounter a three-headed monkey*

I left the ship and ventured back to the village. The natives were more than happy to cook up some spirit spritzer. Armed against spectral interference, I returned to the ghost ship to take my revenge.

Unfortunately, by the time I got back, LeChuck was long gone. I learned from the one remaining crew member that LeChuck had taken the ship and the Governor to Mêleé Island.™ The loathsome brigand meant to marry my intended!

As I turned to leave the catacombs, I realized that my ship was at the bottom of the ocean. How would I return to Mêleé? Luckily, Toothrot arrived to save me. He admitted that he had a ship of his own, so we used it to sail back to Mêleé Island.™

## Chapter Twenty-one:

*In which I lick buzz*

When we arrived at Mêleé Island,™ I hurried to the dock. I wasted little time with the ghost on the dock, the magic seltzer bottle performed just as the natives had advertised.

I ran through town, only to be waylaid by another specter. I was armed and I was desperate, so this spook, who insisted on seeing my invitation to the wedding, became cosmic pudding as well. I dashed into the church and screamed at the minister to stop the wedding.

My confrontation with my arch rival LeChuck was now at hand. As I prepared to destroy him, my love muffin put in a surprise appearance. She had her own plan to destroy

LeChuck! I love a woman who can take charge. I was about to take out the evil ghost pirate myself when he resorted to physical violence, at which, I must admit, he was extremely skilled. He punched me with the style and grace of a three ton truck, er, cannon. I soared in a graceful sweeping arc over the island and lost my grip on my voodoo root beer, my only weapon against LeChuck. Things weren't looking good.

LeChuck punched me again, and yet again. Before I knew it, I found myself inspecting the innards of what I concluded must be Stan's grog machine. A bottle of root beer rolled out as I rolled in. I heard Stan's voice, muffled by the walls of the machine. A few moments later it seemed to me that Stan's voice was rapidly receding into the distance. For some reason, this didn't bother me much. It did bother me when LeChuck pulled me out of the grog machine and wound up to strike me again...

But I, with quick feet and a quicker mind, snatched up the bottle of root beer that had fallen from the grog machine. Armed with

a substitute for the magic seltzer bottle, I squirted LeChuck into oblivion.

LeChuck exploded beautifully, lighting the whole island and imparting a fiery, romantic mood to the evening. All the better, for I spun round at a noise behind me and found my honey pumpkin standing there.

She offered to buy me a root beer.

### Epilogue:

#### In which I mull over what has already occurred

Looking back, I can hardly believe that I used to be the innocent, unassuming boy that first landed on Mêle Island," eager for fighting and fortunes. Now I'm a man, battle-hardened, wealthy, and still wild about my Governor. There seems to be nothing left for me to do. I could very well live out the rest of my life in perfect serenity and contentedness.

Except, one thing keeps bothering me.

I never did discover the Secret of Monkey Island"...

# Things to Try

(In general, look at all the objects in the game, even if you can't pick them up.)

## In the town on Mêleé Island.™

- Get the fortune-teller to tell you your future.
- Talk to all the pirates in the Scumm Bar.
- Ask the important-looking pirates about grog.
- Talk to the dog in the Scumm Bar.
- Play with the rat near the Men of Low Moral Fiber.
- Get the PTA minutes from the Men of Low Moral Fiber.
- Walk into the alley when you hear someone calling from it.
- Try to steal from the store.
- Try to steal again from the store.
- Try to steal again and again and again from the store.
- Look at the sign and the clock.
- Walk through all the doors in town.
- Release the rat from prison.
- Save the game and allow yourself to drown when you get pushed off the dock by Fester Shinetop.

## Outside town on Mêleé Island.™

- Look at the stump in the forest.
- Talk to Meathook before the Governor is kidnapped and get him to show you his talking tattoo.
- Look at all of Stan's ships, and try to buy the ones you can't afford.

## On the pirate ship:

- Read the Captain's log.
- Threaten the crew, then try to tell them what the word 'keelhaul' means to you.

## On Monkey Island.™

- Walk to the far right of the heap o' rocks.
- Talk to Herman Toothrot.
- Sink your ship with the primitive art.
- Tell the natives to look behind them for a three-headed monkey. (Do this twice.)
- Look at the skewered people outside the monkey head.
- Keep getting captured by the natives and imprisoned in the hut.

## On the ghost pirate LeChuck's ship:

- Board the ghost ship before using the eyeball necklace.

## Endgame (Back on Mêleé Island.™):

- Let yourself get punched around the island by LeChuck.

---

# More Great Entertainment from Lucasfilm Games™

Maniac Mansion®



Zak McKracken and the Alien Mindbenders™



Pipe Dream™



Night Shift™



Indiana Jones and the Last Crusade™ - The Graphic Adventure



Indiana Jones and the Last Crusade™ - Action Game



Loom™



Battlehawks 1942™



Their Finest Hour: The Battle of Britain™



Secret Weapons of the Luftwaffe™